

Modello PP M_CE

Two frames with a geometric and essential shapes. Two different figures that can be installed on the ceiling or on the wall, individually or together to create compositions of two or more elements. Inside, the white satin-finish diffuser hides the LED, which provides diffused, glare-free light.

GLASS FINISH


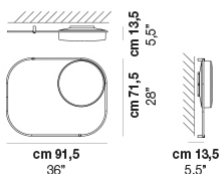


BCST
white matt

FRAME FINISH



OTV
painted brass



TIER PP M BCST OTV L22 CE

LIGHT SOURCES

- 1x19W 39V LED 2700 K 19 W 2850 lm DIM2 Phase Cut
- 1x19W 39V LED 2700 K 19 W 2850 lm DIM3 0-10V, Push
- 1x19W 39V LED 3000 K 19 W 2850 lm DIM2 Phase Cut
- 1x19W 39V LED 3000 K 19 W 2850 lm DIM3 0-10V, Push

TECH DATA



VOLUME: Mc 0,11
PACKAGE: N.2
NET WEIGHT: Kg 5,80
GROSS WEIGHT: Kg 8,00


CERTIFICATIONS

EU Cert




International Cert


OTHER VERSIONS AVAILABLE




TIER PP P



TIER PP 2M



TIER PP 2P



TIER PP MP